

Low PIM 2-port MIMO Ceiling Mount Antenna



LOW PIM 2-PORT MIMO MULTI-BAND CEILING MOUNTED OMNIDIRECTIONAL ANTENNA

The CMD69273P is an indoor broadband low PIM 2-port MIMO omnidirectional ceiling mount antenna. It is designed to provide pattern coverage that is optimized for indoor requirements at 698-960 MHz and 1710-2700 MHz frequency bands. The individual antenna elements are designed with linear H/V-polarization components oriented to provide a pattern that has been specifically shaped to provide optimal performance from a ceiling mount location.

FEATURES

- Low Profile aesthetically neutral housing
- Mounts directly and easily to ceiling tile
- Wide bandwidth 700/850/900/1800/1900/2100/2300/2400/2500/2600
- Two radiating elements optimized for indoor MIMO Applications
- Low cross correlation between radiating elements
- Low Passive Intermodulation
- Conformance to RoHS

- To mitigate the multipath polarization propagation issue, each radiating element is designed to have dual-linear H/V polarization characteristics

MARKETS

- Cellular
- LTE/WiMAX
- 802.11 a/b/g/n
- Warehouse, Offices and Meeting Rooms
- Hotels, Museums, Libraries, Retail Malls
- Airport, Bus Terminals and Train Stations
- Other in-building areas

BENEFITS

- Complete cellular and 3G/4G data communications in a single antenna
- Radiating elements are oriented to provide maximal coverage

CMD69273P	
Frequency	698-960 MHz/1710-2700 MHz
Peak Gain	3.1 (typical), 3.9 (max) @ 700 Band 3.1 (typical), 3.8 (max) @ 800 Band 2.8 (typical), 3.5 (max) @ 900 Band 5.9 (typical), 6.8 (max) @ 1800 Band 4.5 (typical), 5.1 (max) @ 1900 Band 4.3 (typical), 4.7 (max) @ 2100 Band 5.9 (typical), 6.3 (max) @ 2300 Band 6.9 (typical), 7.4 (max) @ 2600 Band
Nominal Impedance	50 Ω
VSWR	Max 2.0:1
Polarization	Linear H/V for each radiator
Azimuth Beam Width (deg)	Omni directional
PIM, 3rd Order, 2 x 20 W	< -150 dBc
Max Power (Ambient temp of 25°C)	50 Watts
Isolation	<-17dB @ 698-960MHz <-20dB @ 1710-2700MHz
Radome	PC/ABS, UV Stable
Mounting	Ceiling Mount (flush mount with screws and anchors)
Dimensions (diameter x height)	218.7 mm x 43.5 mm
Weight	0.41kg
Storage Temperature Range (°C)	-40°C to +85°C
Operational Temperature Range (°C)	-30°C to +70°C
Flammability Rating (Radome)	UL 94V0 Materials
Material Substance Compliance	RoHS Compliant

MODEL NUMBER	CABLE LENGTH*	CONNECTOR
CMD69273P-FNF	NA (Direct Connect)	Dual Type N-Female
CMD69273P-30NF	Dual 30cm (12")	Dual Type N-Female
CMD69273P-46NF	Dual 46cm (18")	Dual Type N-Female

*Semi flexible 402 coaxial cable, Plenum Rated

Americas: +1.847.839.6907
IAS-AmericasEastSales@lairdtech.com

Europe: +44.(0).1628.858941
IAS-EUSales@lairdtech.com

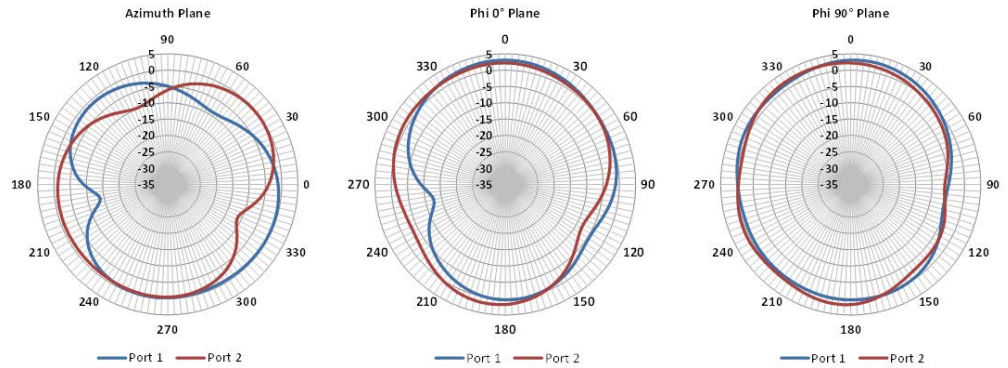
Asia: +86.21.5855.0827.127
IAS-AsiaSales@lairdtech.com

www.lairdtech.com

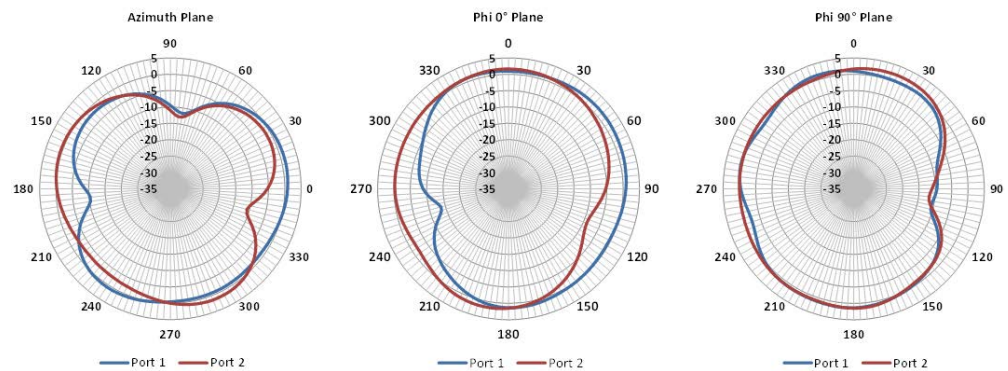
Low PIM 2-port MIMO Ceiling Mount Antenna

PATTERNS

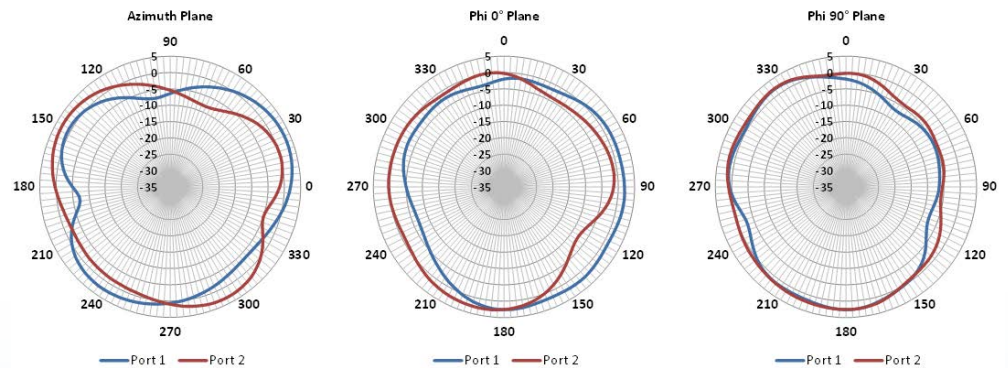
698 MHz Radiation Pattern



880 MHz Radiation Pattern



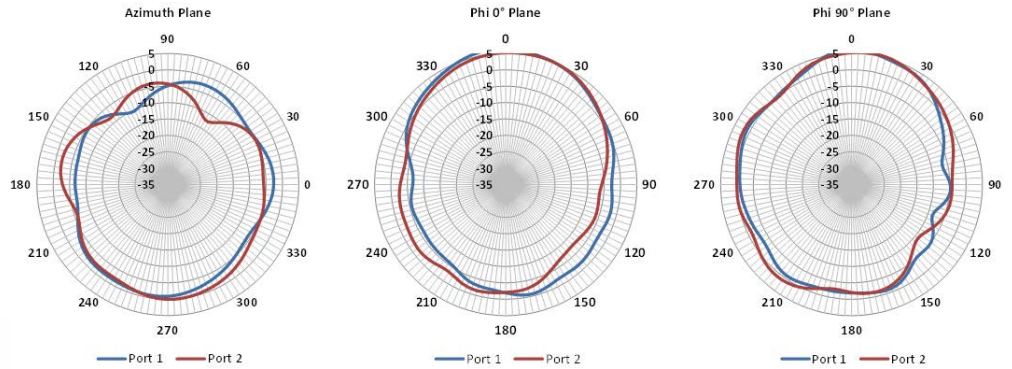
960 MHz Radiation Pattern



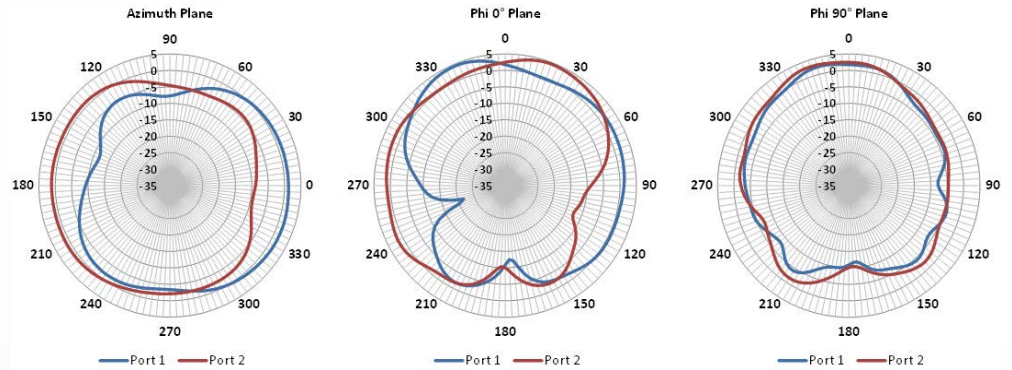
Low PIM 2-port MIMO Ceiling Mount Antenna

PATTERNS

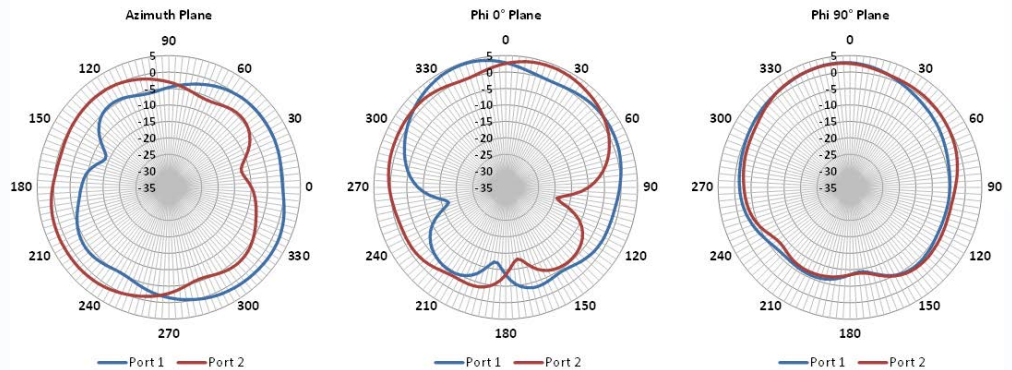
1710 MHz Radiation Pattern



1950 MHz Radiation Pattern



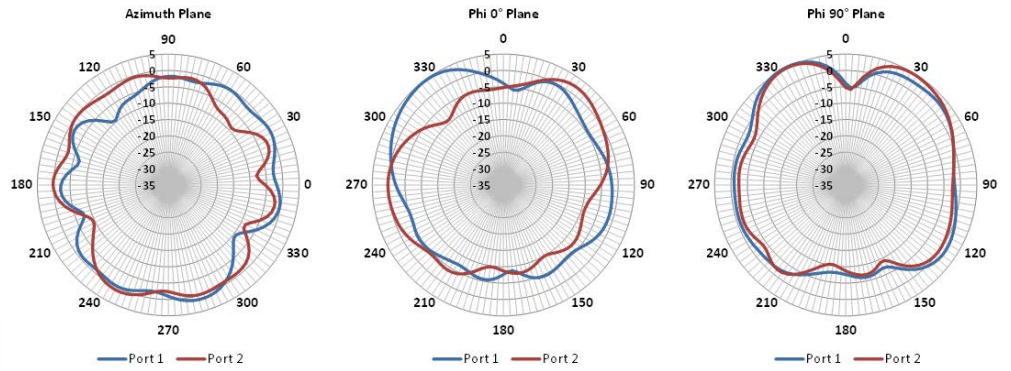
2170 MHz Radiation Pattern



Low PIM 2-port MIMO Ceiling Mount Antenna

PATTERNS

2700 MHz Radiation Pattern



ANT-DS-CMD69273P-46NF 0813

Any information furnished by Laird Technologies, Inc. and its agents is believed to be accurate and reliable. All specifications are subject to change without notice. Responsibility for the use and application of Laird Technologies materials rests with the end user, since Laird Technologies and its agents cannot be aware of all potential uses. Laird Technologies makes no warranties as to the fitness, merchantability or suitability of any Laird Technologies materials or products for any specific or general uses. Laird Technologies shall not be liable for incidental or consequential damages of any kind. All Laird Technologies products are sold pursuant to the Laird Technologies' Terms and Conditions of Sale in effect from time to time, a copy of which will be furnished upon request. © Copyright 2013 Laird Technologies, Inc. All Rights Reserved. Laird, Laird Technologies, the Laird Technologies Logo, and other marks are trade marks or registered trade marks of Laird Technologies, Inc. or an affiliate company thereof. Other product or service names may be the property of third parties. Nothing herein provides a license under any Laird Technologies or any third party intellectual property rights.